

PTA IS SELLING ACES NECKLACES & ACES KEY CHAINS FOR \$5.00. SEND MONEY IN AN ENVELOPE TO THE OFFICE WITH NAME ON IT.

JANUARY 9, 2012
LUNCH MENU

LUNCH	January 9 Chicken Patty on Bun Baked Chips Carrots Peaches	January 10 Meatball Sub Tater Tots Salad Oranges	January 11 **LUCKY TRAY DAY Chicken Fajitas Chips/Salsa Corn Pineapple *GF	January 12 Spaghetti w/Meat Sauce Salad Breadstick Fruit Cocktail *GF	January 13 Chicken Nuggets Cheesy Potatoes Green Beans Breadstick Applesauce
BREAKFAST	January 16 Pancake	January 17 Omelet	January 18 Bagel w/Cream Cheese	January 19 Muffin	January 20 Biscuits and Gravy
	VISION SCREENINGS FOR PK-K FOR THOSE THAT RETURNED PERMISSION SLIP	CULVER'S NIGHT 5:00-8:00, MRS. PHILLIPS & MRS. SCOTT ARE WORKING		4 TH /5 TH ACADEMIC MEET HERE AGAINST MINIE CLINE 7 TH /8 TH ACADEMIC MEET AT UNION STAR	

SACK LUNCHES: MONDAY, WEDNESDAY & FRIDAYS' PBJ & TUESDAY & THURSDAY'S WILL BE HAM & CHEESE SANDWICH. SERVED WITH ALL SACKS IS ASSORTED BAKED CHIPS, CHEESE STICK, BAG OF VEG., FRESH FRUIT & MILK-VARIETY. ALL HOT LUNCHES ARE SERVED A VARIETY OF MILK DAILY. *GF MEANS GLUTEN FREE OPTION AVAILABLE

DATES TO REMEMBER:

1/16-NO SCHOOL

1/19-4TH & 5TH ACADEMIC MEET @ JOHN GLENN, 7TH & 8TH @ STEWARTSVILLE

1/26-4TH/5TH ACADEMIC MEET @ MINNIE CLINE/6TH TO SMS

1/27-8TH GRADE TO TOUR CENTRAL HIGH SCHOOL 9:30

1/28-7TH/8TH ACADEMIC MEET CONFERENCE TOURNAMENT AT DEKALB

2/2-4TH/5TH ACADEMIC MEET HERE AGAINST HELENA

2/6-24-PENNIES FOR PATIENTS, LIFE SAVING PROGRAM

2/7-EARTHQUAKE DRILL 10:15, PTA MEETING 7:00

2/9-4TH/5TH ACADEMIC MEET HERE AGAINST AMAZONIA

2/16-4TH/5TH ACADEMIC MEET HERE AGAINST JOHN GLENN

2/23-4TH/5TH ACADEMIC MEET @ HELENA/6TH GRADE TO SMS

3/1-6TH ACADEMIC MEET @ SMS

3/6-PTA MEETING 7:00

3/8-4TH/5TH ACADEMIC MEET @ AMAZONIA/6TH TO SMS

3/13-CULVER'S NIGHT 5:00-8:00, MRS. CURRY & WAGNER ARE WORKING

4/2-4/27-WINDOW FOR MAP TESTING

4/3-PTA MEETING 7:00

4/10-CULVER'S NIGHT 5:00 8:00, MR. ROGERS, PHILLIPS & BURGESS ARE WORKING

5/8-CULVER'S NIGHT 5:00-8:00, MRS. PANKAU, MRS. WOLFE & MRS. NELSON ARE WORKING

PARENT INFORMATION ON BACK OF CALENDAR

Recipes for Success

Practical Activities to Help Your Child Succeed

Avenue City Elementary School
Title I / Parent Outreach Coordinator

READING Pass It On

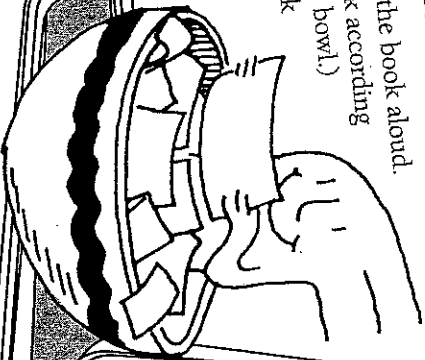
Everyone in the family takes a turn reading with this fun activity.

Ingredients: *storybook, paper, pencil*

Choose a book the entire family will enjoy. Then, brainstorm 15 instructions with your child. *Examples:* Pass to any other reader; sing a song while passing to your left; pass to your right while standing on one leg. Write each instruction on a slip of paper and put the slips in a bowl.

Then, pick someone to read the first page of the book aloud. That person draws a slip and passes the book according to the instructions. (Return used slips to the bowl.)

Continue drawing slips and passing the book until you finish the story.




WRITING Stories with a Twist

Encourage your youngster to stretch her writing muscles by giving stories a new twist.

Ingredients: *favorite story, paper, pencil*

Together, read one of your child's favorite stories, such as "Goldilocks and the Three Bears." When you finish, work together to rewrite the story with a different setting. Perhaps it could take place in another country or in the middle of a big city. Ask your youngster to think about how the setting will change the story. *Example:* If the three bears live in an apartment, how will Goldilocks get inside?

Invite your child to share her new story with the rest of the family at dinnertime.



SPELLING Picture This!

Your child can practice spelling and phonics by making these spelling pictures.

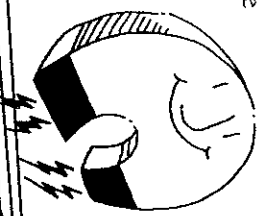
Ingredients: *spelling list, old magazines, scissors, paper, glue or tape*

Let your youngster cut out magazine pictures that start with each letter of his spelling words. *Example:* For "cat" he could use a (c)at, an (a)pple, and a (t)rain. Have him glue the pictures on a piece of paper and write each letter of the spelling word under the pictures.

Variation for older children: Give the pictures on separate pieces of paper. Then, scramble the pictures for a word and have your youngster put them in order.


SCIENCE

Have your child pretend she is a magnet. Can she find three things she would stick to? *Examples:* soup can, paper clip. Can she think of three things she wouldn't stick to (grayon, comb)? Let her use a refrigerator magnet to check her answers.



SOCIAL STUDIES

Ask your youngster to look up your state flower in an encyclopedia. Let him draw the flower on paper and cut it out. Tape on a drinking straw "stem." He can make a bouquet by adding flowers from states he would like to visit.



Refrigerator Poster
Just hang your Recipes poster on the refrigerator and sneak in an activity when you have a few minutes. These fun activities will help develop school success and positive behavior. Check off each box as you complete the "recipe."

